




# REAL

## THE TECHNICAL SPECIFICATION OF FLY II RELAX

1. The system is multi component based and consists of modular elements providing multiple configurations options.






## 2. STRUCTURAL BEAM

**Structural Beam – rectangular shape steel profile - thickness of 3mm and dimensions 80 x 40 mm. The beam is double powder coated – first layer of color and second of colorless protective lacquer. The beam is secured from both horizontal sides with die cast aluminum caps fixed in permanent way by at least 2 screws for increase security and safety of usage. Epoxy powder coating layer: 80 microns. The beam is provided with pre-coating chemical treatment for additional anti – stain protection.**



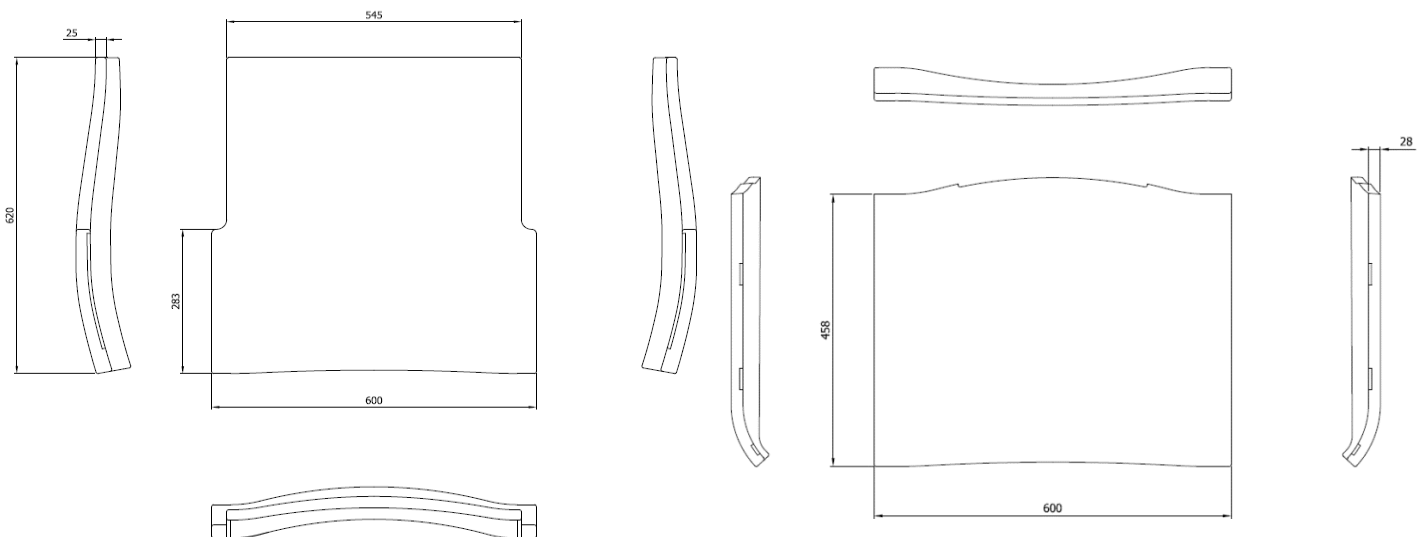
## 3. SEATS AND BACKRESTS TYPE CONNECT – ALUMINUM FRAME SECTIONS





**Seats and backrests with minimum total thickness of 25mm are fixed directly to the side aluminum frame support sections with 4 screws. Backrest dimensions are 600 x 620mm. Seat external dimensions are 600 x 458mm. The screws are metric allen fixed for easy assembling and disassembling.**

**Seats and backrests are self-supported and fully made of integral polyurethane foam with full surface steel frame for both seat and backrest fully embedded inside polyurethane structure and not visible externally (not padded on external supports). Framing covers all the area of seat and backrest and have strengthened on corners and fixing spots. Seat and backrest are curved in shape, modelled in 3 dimensions for increased comfort. There shall be a small gap of min. 5mm depth between seat and backrest for easy liquid and dirt channeling.**




**Middle and side frame sections are made of die cast solid core aluminum. The sections can be produced in two versions: without armrests or with integrated middle or side armrest. The sections are fixed directly to beam with leg or with special clamps. For middle sections one clamp connects two seats.**





#### **COLOR SAMPLES:**

**Polyurethane seats and backrests are available in all middle and dark tones of colors from RAL set.**



#### **4. ARMRESTS**

**Armrests are integrated with middle and side die cast aluminum frame fixing sections. The armrests are fixed on the beam together with leg with two M10 screws DIN 8.8 on the sides of the beam or in between seats with the use of die cast solid core aluminum clamp by two M10 screws DIN 8.8. One clamp and one middle section is use in between 2 seats. The width of the armrest is 51mm.**





## 5. LEG

**Leg is made of solid core die-cast aluminum and have minimum width of 50mm . Leg is fixed to the beam together with armrest or with leg cap (2 screws M10 x 120mm DIN 8.8) and consequently avoids any risk of fracture. Leg is of arc shape for easy cleaning and maintenance.**

**Feet have anti-slip adjustment glides (in rubber or similar material) that shall allow easy height adjustment if seating unit is installed on uneven floor. Minimum height adjustment shall be 10mm. The glides shall be of round shape with system of rows to vacuum air and increase stability.**





## 6. DIMENSIONS:

- a) Length between seat axis: 611mm
- b) Height from floor to seat front edge: 445mm
- c) Minimum seat width: 611mm
- d) Minimum backrest width: 545 mm

## 7. PRODUCT QUALITY AND FINISHING (DOUBLE EPOXY POWDER COATING)

All metallic components are properly protected against high humidity and temperature, are free from robust and have versatile design. All components forming the individual seats are manufactured in materials allowing intensive use without damage and secures neatness of the product.

Metallic components are double epoxy powder coated. The coating have 2 layers – first of colors and second of colorless lacquer for increased durability and scratching prevention. Average thickness of the coating is between 80 and 100 microns and accomplish the durability requirements on the highest possible level.

### COATING QUALITY:





## 8. Connectors

In our offer the customer can find 2 types of connectors:

- A) Back – to – back connector allows to connect 2 or more benches in a safe way for the user.
- B) Line connector allows to connect the unlimited number of benches in rows.



- C) Wall spacer – allows the feet to keep equal distance from the wall and prevents the backrests edge from hitting the wall. It ensures that seated passenger head is properly distanced from the wall which protect from injuries





## 9. Table

Table can be mounted in any preferred position on the beam with special steel powder coated connectors, by means of fixing heads nuts and 2 hardened screws M12 x 75 screws.

There are 2 types of tables that can be chosen by the customer within same price range:

1. HPL table – 300mm x 500mm and 450 x 500mm and thickness 13mm, available in multiple colors and decors



2. Polyurethane table with full surface steel frame embedded inside PU, with dimensions 350 x 500 mm or 450 x 500 mm and thickness 20mm. Pu tables are available in all RAL colors







**The tables have to option of fixing power triple frame for electric or USB sockets.**

**Triple panel on the tables allow to incorporate USB and electric sockets in all world standards from BERKER K5 stainless steel series.**



## **10. CERTIFICATION:**

**Model FLY II 3D in all configurations is fully certified for:**

**A. RESISTANCE, DURABILITY, STABILITY according to the norms:**

**EN 15373:2007**

**EN 1728:2004**

**EN: 1022:2007**

**EN 12727:2004**

**B. INFLAMMABILITY as per the norms:**

**EN 1021-1:2007**

**EN 1021 -2:2007**

**BS 5852 SOURCES 0,1,5**

**EUROCLASS C (EN 13501-1 + A1:2010) – C , S2 , D0**

**AM18**

**C. POSITIVE OPINION OF MEDICAL INSTITUTE FOR THE ERGONOMICS OF SEATING**

**D. CERTIFICATES FOR PAINT QUALITY FOR 80 MICRONS LAYER**



## **E. CERTIFICATE FOR LIQUID RESISTANCE:**

**EN 12720 +A1:2014**

### **11. SERVICE:**

- a. Full availability of spare part for minimum 30 years
- b. Yearly inspection of PHP REAL specialist or local agent
- c. Local agents full technical assistance and service supply
- d. Immediate problem solving program

### **12. MANUFACTURERS WORKS WITH ISO 9001 QUALITY MANAGEMENT SYSTEM**

### **13. PACKING INFORMATION:**

**PACKING INFORMATION – SEATS ARE PACKED IN WOODEN PALLET BOX WITH DIMENSIONS 1150 X 850 X 1250MM. ONE BOX CAN BE STACKED ON THE OTHER (2300 X 850 X 1250MM)**

#### **ONE BOX HOLDS:**

**A. 16 SEATS FOR MODELS: FLY II 3D**

#### **ONE TRUCK 12 M / 24 TONNES OR 40' HC CONTAINER CAN HOLD:**

**B. 896 SEATS FOR MODELS: FLY II 3D TOGETHER WITH LEGS, ARMRESTS, SCREWS AND BEAMS**

